

OWL LABS®

SETUP GUIDE

Einrichtungsanleitung

Guía de configuración


Guida all'installazione

Guide d'installation

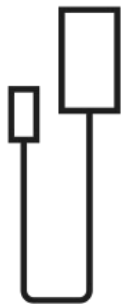


Meeting Owl® 3

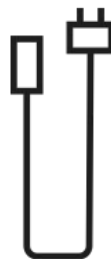
WHAT'S IN THE BOX



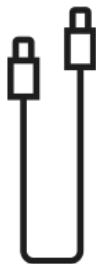
Meeting Owl 3



Power Adapter



Power Cord



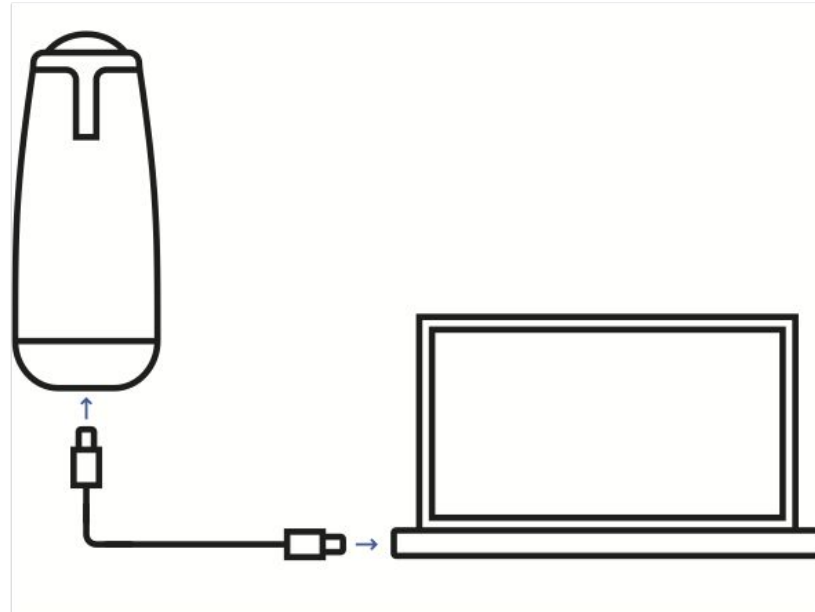
USB-C Cable



Reference Card + Holder

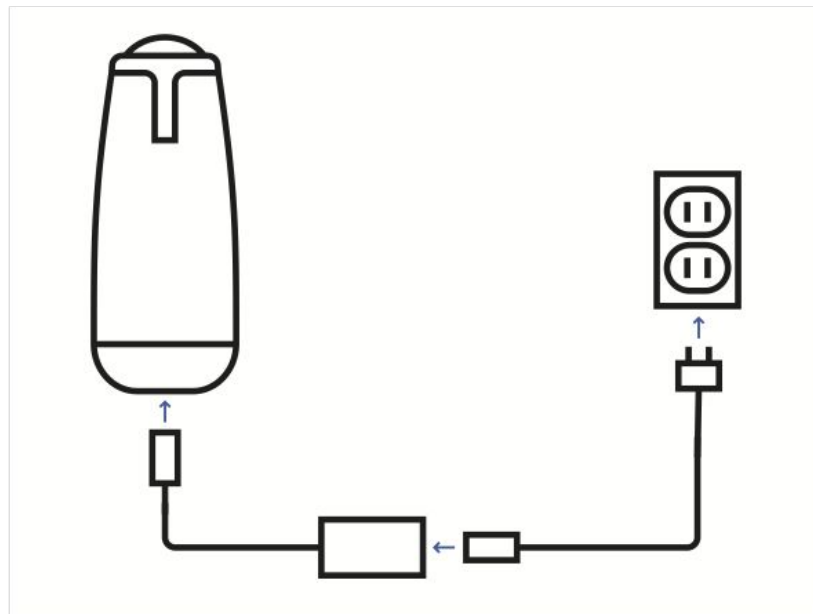
SETUP STEP 1

Connect the Meeting Owl to your computer using the USB-C Cable.



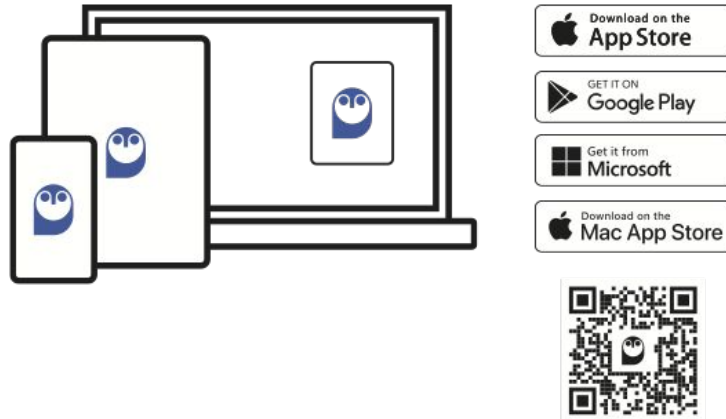
SETUP STEP 2

Connect the Power Cord to the Power Adapter. Then plug it into the Meeting Owl and an outlet.



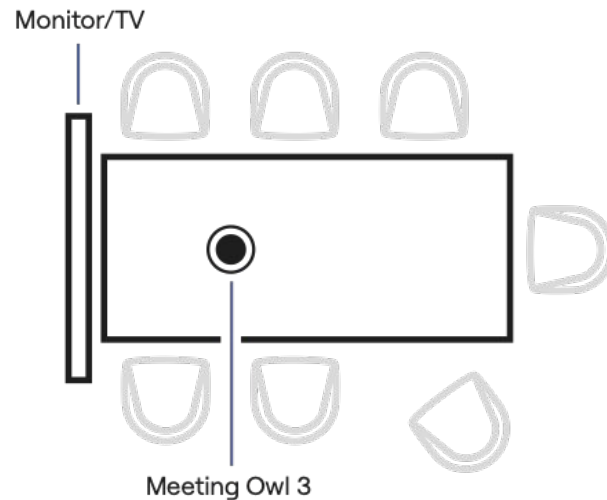
SETUP STEP 3

Download the Meeting Owl App by visiting owlabs.com/download. Follow the instructions in the app to complete setup and register your Meeting Owl.



POSITIONING THE MEETING OWL

Place the Meeting Owl in the center of the table at least 18 inches (0.5m) from the monitor/TV. Move around to see what works best in your room.



Learn how to connect Owl devices to cover larger rooms at owllabs.com/owl-connect

USING THE MEETING OWL

Follow the steps below any time you'd like to use the Meeting Owl in a meeting.



- 1 Plug the Meeting Owl's USB-C Cable into your computer. Make sure the Meeting Owl is plugged into power.



- 2 Start a meeting in your video conferencing platform (Zoom, Microsoft Teams, Google Meet, etc.).



- 3 Set your conferencing software's **video**, **microphone**, and **speaker settings** to "Meeting Owl."




- 4 The Meeting Owl will automatically focus on active speakers in the room.

MORE INFORMATION

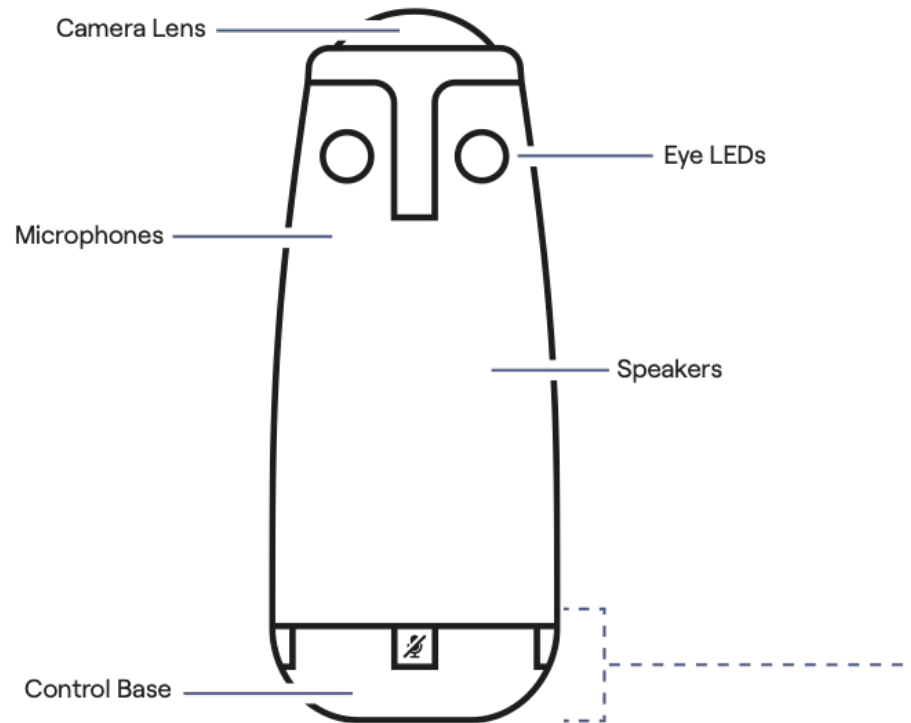
Use the Meeting Owl App on your computer, phone, or tablet to control the camera, customize the view, adjust settings, and more.

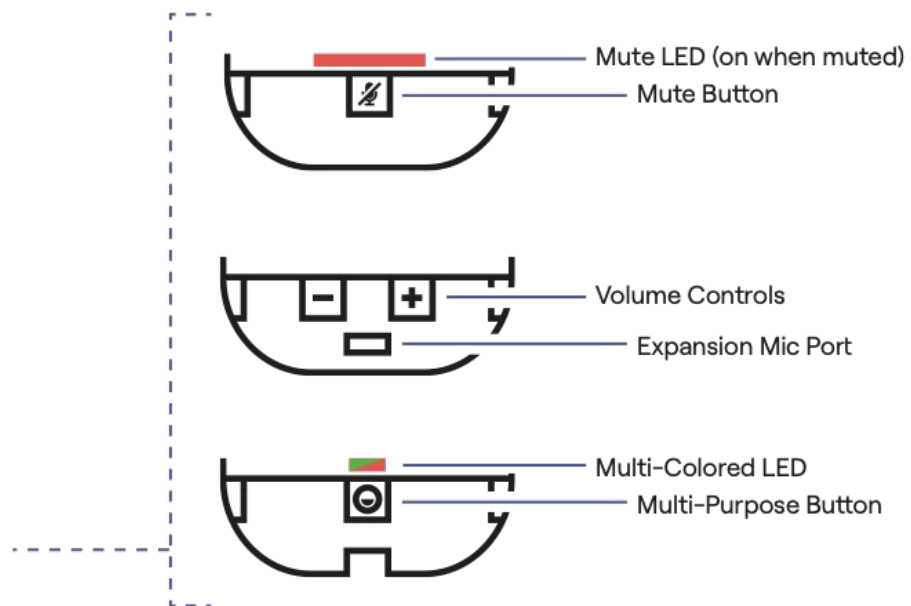
Want to help others learn about the Meeting Owl? Leave the Reference Card nearby.



Visit nest.owllabs.com to manage all of your organization's Owl devices

ABOUT THE MEETING OWL





Questions? We give a hoot.

Noch Fragen? Wir kümmern uns darum.

¿Preguntas? Para eso estamos.

Domande? Siamo qui per questo.

Vous avez des questions? Nous vous répondrons
dès que possible.

support@owllabs.com

008-000 825 0870

owllabs.com/support

